


DRAGONS


Books on Overdrive




Dragon Rider
by **Cornelia Funke**
[Check it out!](#)




The Dragonet Prophecy
by **Tui T. Sutherland**
[Check it out!](#)



The Fire Within
by **Chris d'Lacey**
[Check it out!](#)



Rise of the Earth Dragon
by **Tracey West**
[Check it out!](#)



GAMES

Dragon Catapult

DEFEND YOUR CASTLE! KNOCK THE MARAUDING DRAGONS FROM THE SKY!

Materials

2-3 balloons, black marker, DIY catapult (see next page), two tables, tape.

Instructions

- 1) Blow up 2 to 3 balloons, drawing dragons on each one. Tape the bottoms of the balloons to a table so that they stand up.
- 2) Place the catapults on the other table (your 'castle'), facing the balloons. You can adjust the distance between tables to make it easier or harder.
- 3) Each player gets 3 tries to try to hit the dragon balloons with their catapult.
- 4) Whoever gets the most hits wins!



Rise of the Dragons
from Scholastic
[Click here to play!](#)

ACTIVITIES



Dragon Activity Guide
Download and Print Out
[Click here to get started!](#)

DIY Catapult

Materials

Glue, 7 craft wooden popsicle sticks, 4 rubber bands, a drink carton cap (from milk or juice carton), cotton or plastic balls

Instructions

- 1) Stack 5 of the wooden craft sticks on top of each other, use 2 rubber bands on either end to hold the stack together.
- 2) Stack last 2 sticks together, wrapping one end of stack with 1 rubber band. Separate the other end and slide the stack of 5 sticks inside as far as it will go toward the rubber band held end.
- 3) Wrap the last rubber band around the spot where all the stacks meet to secure them together.
- 4) Glue the cap to the top end of the free stick.
- 5) Place cotton or plastic balls in cap and press down to launch catapult!

